

## A Two-Smokestack Ship

Flip the paper again. You should have four flaps on the top side (fig. 7). Fold one corner to the center (fig. 8). Fold the other three corners (fig 9).

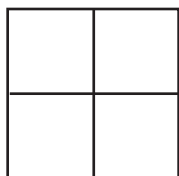


Figure 7

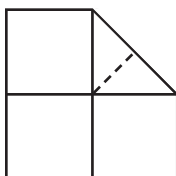



Figure 8



Figure 9

Flip the paper again. Open two of the squares, opposite to each other, to form the two smokestacks (fig. 10).



10a



10b

Figure 10. The smokestacks are formed

As you fold the ship to put the smokestacks side by side, push out the prow and the stern to finish the ship (fig. 11).




Figure 11