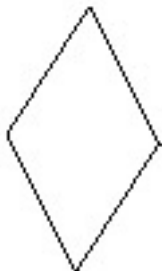


Angles with Pattern Blocks

Activity 4. Two Rhombuses

Determine the angles in the blue rhombus and in the light tan rhombus. Provide convincing arguments that go beyond perception (it looks like...). You may overlap angles to make comparisons, or you can find other ways to convince yourself and others.



Blue rhombus

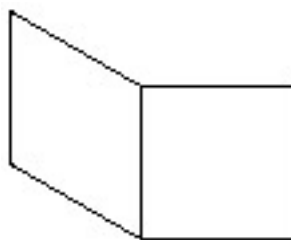


Light tan rhombus

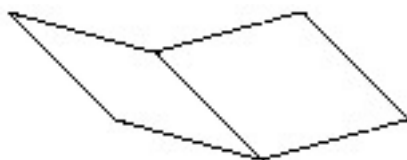
Activity 5. Placing other pieces together

Describe what angle is formed by placing together

a) a square and a blue rhombus



b) a blue rhombus and a tan rhombus



c) five tan rhombuses

