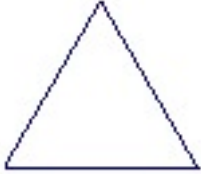
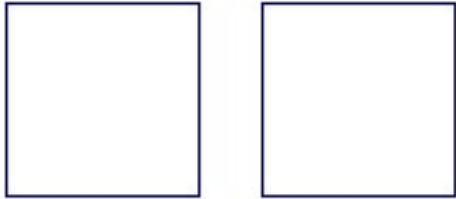
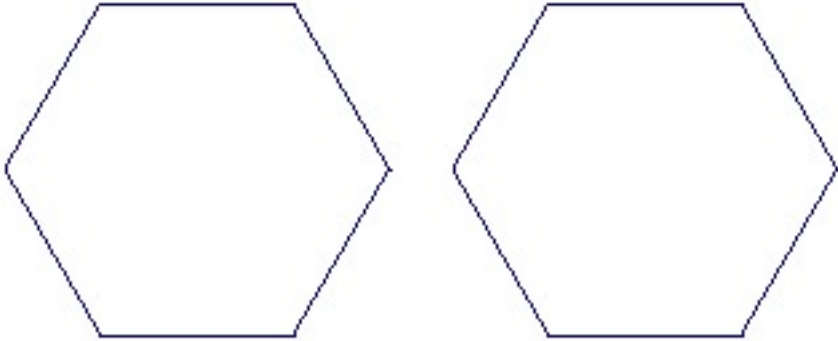

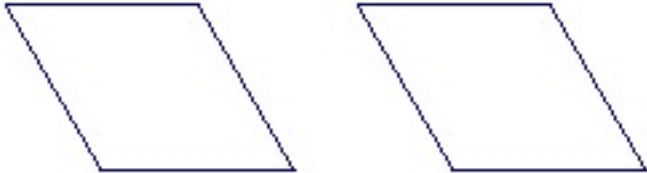


Exploring Symmetry with Pattern Blocks

Activity 1. Determine which of the pattern blocks have mirror symmetry. Use a Mira to verify that the shape is indeed symmetric. If a particular piece has more than one kind of axis of symmetry note so. Trace the axes of symmetry.

Shape	Axes of symmetry
Equilateral triangle	
Square	
Hexagon	
Trapezoid	
Blue rhombus	
Tan rhombus	